



YOUR CONFIGURATION (WTD78V3)

CaraCompact MB 640 MEG (2024) EDITION [PEPPER]

TECHNICAL DATA

BASIC EQUIPMENT

Chassis	Mercedes
Engine power	110 kW / 150 PS
Gearbox	autom.
Total length (cm)	692 cm
Width (outside) (cm)	230 cm
Width (inside) (cm)	212 cm
Height (outside) (cm)	275 cm
Height (inside) (cm)	200 cm
Mass in running order (basic model without optional equipment but with basic equipment) (kg)	2.825 kg (2.683 kg - 2.966 kg)
Note: Incl. indication of production-related tolerances of ±5%	
Effective vehicle mass (basic model with optional and basic equipment) (kg)	2.997 kg
Technically maximum authorised laden mass (kg)	3.500 kg
Maximum payload (kg)	150 kg
Remaining payload (kg)	118 kg
Towing load (kg)	2.000 kg
Wheelbase (cm)	392 cm
Tyre size	225/ 75 R 16 C
Rim size	6,5J x 16
Number of persons allowed in driving operation	4
Beds	2
Note: Please note that the number of beds indicated may include beds for both adults and children. The beds do not have the same dimensions. We therefore recommend that you consult your WEINSBERG dealer about the dimensions of the beds provided in the vehicle so that you can decide whether they are suitable for the occupancy (adults/children) you intend to have.	
Max. number of beds	2
Note: For some models, additional equipment must be selected in order to achieve the maximum possible beds. Your WEINSBERG dealer will be happy to advise you.	
Automatic three-point belts, height-adjustable	2
Max. belt-secured seats	4
BODY	
Total number of hinged windows	4



YOUR CONFIGURATION (WTD78V3)

CaraCompact MB 640 MEG (2024) EDITION

[PEPPER]

Body door (width x height)	60 x 195
Wall thickness, roof (mm)	31 mm
Wall thickness, side wall (mm)	31 mm
Wall thickness, floor (mm)	40 mm

LIVING AREA

Three-point belts in driving direction	2
Bed size, lifting bed (cm)	– cm
Bed size, front (cm)	–
Bed size, rear (cm)	2 x 200 x 82 cm

WATER

Waste water volume in liters	65 l
Fresh water volume in liters	95 l

Note:

The fresh water tank capacity referred to schedule V, part A, no. 2.6. footnote (h) VO (EU) 1230/2012 is limited by an overflow valve to 10 ltr. (suggested filling for running order)

The fresh water tank capacity is 110 ltr. with the overflow valve closed.

Fill level of the fresh water tank (liter)	10
--	----

KITCHEN

Refrigerator (ltr.)	142 l
---------------------	-------

ELECTRICAL SUPPLY

Living area battery	95
Number of 230 V socket(s)	7
Number of USB socket(s)	2

STANDARD EQUIPMENT

Chassis / Climate Control / Multimedia

Art. No.	
243646	Right-hand drive MERCEDES
243617	Front axle with increased load capacity
243618	Rear axle, wide version
243655	Chassis uni paint: Arctic white
243621	Radiator grille frame in chassis colour



YOUR CONFIGURATION (WTD78V3)

CaraCompact MB 640 MEG (2024) EDITION [PEPPER]

243620	Bumpers and trim parts painted in chassis colour
243662	16" tyres Note: For EU tyre labels, see appendix "EU Tyre Labels".
243664	Alloy wheels for standard tyres
243665	All-season tyres Camper Note: For EU tyre labels, see appendix "EU Tyre Labels".
243622	Cab air conditioning, semi-automatic TEMPATIC
243667	Airbag for driver and front passenger
201952-01	Driver's seat height adjustment
243668	Height adjustable passenger seat
243669	Armrests on both sides of driver and passenger seat
243637	Multifunction steering wheel
243638	Steering wheel tilt and height adjustable
243639	Leather steering wheel and gear lever Note: If an automatic transmission is selected, only the steering wheel in leather version is possible
243670	Standard cab seats MERCEDES
243931	Cab seats swivelling
553674	Front and side window darkening
243675	Tempomat Cruise Control
202871	ESP
202873	ABS
202874	Electronic immobiliser
202876	Electromechanical power steering
243676	Adaptive brake light
243677	Driving Light Assistant
243678	ECO Start-Stop Function
243627	Crosswind Assist
243632	Hill Start Assist
202891	Car key with remote control for central locking for cab doors
202892-02	Power windows (driver's and passenger's door)
243683	Fuel tank 65 ltr.
202901-01	Daytime running light with series headlamps
243636	Outside temperature display



YOUR CONFIGURATION (WTD78V3)

CaraCompact MB 640 MEG (2024) EDITION [PEPPER]

243640	Heatable and electrically adjustable exterior mirrors
243641	USB socket in cab
243643	Radio preparation incl. 2 loudspeakers
102273	Maximum load capacity of the rear garage: 250 kg
244212	Preparation for trailer hitch

Doors

Art. No.	
102564	Body door: WEINSBERG PREMIUM
100602	Insect screen door
100212	Electrical entry step
102840	One-key locking system

Service hatches / Garage doors

Art. No.	
102911	Service/storage space hatches and garage door/hatch with one-hand operation
102915-02	WEINSBERG Easy-Travel-Box
102916-04	Service hatch for ServiceBox 70 x 40 cm, bow left
102914-01	Easy access to gas locker via the service door located in side wall
102914-10	Gas locker for 2 x 11 kg gas bottles
100526-46	Garage door 80 x 115 cm, right
100526-45	Garage door 80 x 115 cm, left

Windows / Roof Hoods / Ventilation

Art. No.	
102923-04	Windows with double glazing tinted, curtained and hinged (with insect screen and blackout)
100750-01	Roof hood (lift-tilt) 70 x 50 cm with insect screen and blackout (bow)
101721	Hinged window in roof hood, with insect screen and blackout (bow)
102619-03	Roof hood 40 x 40 cm with insect screen and blackout, clear (rear)
101019-02	Hinged window 70 x 40 cm, (rear left)
100960-04	Roof hood 28 x 28 cm with insect screen, (toilet room)

Materials / Vehicle Graphics

Art. No.	
100887	GRP roof with reduced hail sensitivity, white
102926-06	Smooth aluminium sheet in white



YOUR CONFIGURATION (WTD78V3)

CaraCompact MB 640 MEG (2024) EDITION [PEPPER]

102926-01	Roof and side walls in sandwich construction
102928-05	Resistant underfloor coating
103551-05	Special product graphics EDITION [PEPPER]

Lighting / Technology

Art. No.	
102933-04	Taillight carrier with clear-glass lamps
251491	Awning light with motion sensor

Furniture / Surfaces

Art. No.	
552940-19	Furniture decor: Tiberino
552941-03	Ventilated storage cabinets and chests
552941-28	Profile bars partly in genuine wood
552944	Vinyl flooring

Living / Sleeping / Upholstery and Fabrics

Art. No.	
552964-21	Wardrobe
552962-04	Extendable table
552730	Kiiper nets for 2 shelves each, rear right and left
552960-01	Mono seating group with hanging table, incl. swivel table extension
552945-01	EvoPore HRC mattress, fixed beds only
551796	Bed extension to a double bed
552335-14	Upholstery selection: MALABAR
550235	Carpet floor in living area
201074	Floor mat set in driver's cab in WEINSBERG design

Kitchen / Bathroom

Art. No.	
402985-01	3-burner cooker with glass cover, stainless steel sink, recessed
402767	Refrigerator 142 ltr.
402417	Automatic energy selection for refrigerator (AES)
303501	Gas control units centrally arranged
402993-09	High-quality ball-bearing pull-out with soft-close function, with cutlery insert
400541	Foldable worktop extension on kitchen block



YOUR CONFIGURATION (WTD78V3)

CaraCompact MB 640 MEG (2024) EDITION [PEPPER]

402998	Laminated kitchen back panel cladding
400369-01	Gas oven incl. grill function (installation location in the kitchen block)
453507	Toilet room in wood or plastic look
453509-03	Mirror cabinet
453509-06	Clothes rail
453505-03	Shower with fixed shower door
453509-01	Wall / ceiling bracket for shower head
453503-03	Cassette toilet DOMETIC swivelling

Heating / Air conditioning / Gas Supply / Water Supply

Art. No.	
302973	Gas system 30 mbar
302976	Gas hose version UK
302980	Gas regulator version UK
551327	Smoke detector
551054	Air circulation system 12 V
351166	Heating TRUMA Combi 6
351274	Heating TRUMA Combi E
353743	TRUMA iNetX Master
450740	Insulating hood waste water tank, heatable
453510-01	Water supply with submerged pump
453510-03	Hot water supply with single-lever mixer tap
453510-07	Water pipes laid in insulated area
452718-01	"bluuwater" water filter system

Electronics / Multimedia / Safety

Art. No.	
253524	Switch / disconnect automatic for starter and body battery
253533	Electr. automatic charger for body / vehicle battery
253522	CEE external socket for 230 V, with circuit breaker
253529	Ground fault circuit interrupter
251949-02	USB socket in the front (1 pc.)
251949-09	USB socket in the rear (1 pc.)
253534-05	Predominantly LED lighting in living space
253534-13	Recessed halogen lighting in the washroom



YOUR CONFIGURATION (WTD78V3)

CaraCompact MB 640 MEG (2024) EDITION [PEPPER]

252723	Charging booster for body battery
253520	230 V SCHUKO sockets "UK" version
250072-06	230 V SCHUKO socket, additional 1 pc. in kitchen
252729	230 V SCHUKO socket, additional 1 pc. in garage
552189-02	Atmospheric ambient lighting
252405	TV holder

Miscellaneous

Art. No.	
953542-06	Operating instruction (English)
951036	MOT and registration document

Accessories

Art. No.	
953543	10-year leak-proofness guarantee
243686	First aid kit and warning triangle
954273	Soap and washing-up liquid dispenser

YOUR SELECTED OPTIONAL EQUIPMENT

Motorisation / Drive / Gearing / Load increase

Art. No.		Weight	Price
243615	Mercedes Sprinter 3.500 kg*** (110 kW / 150 HP); front-wheel drive; 9-speed automatic transmission; Euro VI	+30 kg	2.645 GBP
243634	Hold function		

Packages

Art. No.		Weight	Price
244210	Hot [PEPPER] Package MERCEDES [PEPPER]	+2 kg	3.353 GBP
243635	Electric parking brake		
243631	Active Distance Alert DISTRONIC		
243696	MBUX multimedia system with 26 cm (10.25 inch) touchscreen, with digital radio DAB+, 3 years free map data update and instrument cluster with colour display incl. reversing camera	+5 kg	
243628	Traffic Sign Assist		



YOUR CONFIGURATION (WTD78V3) CaraCompact MB 640 MEG (2024) EDITION [PEPPER]

SUMMARY OF YOUR TOTAL COST

	Weight	Price
Total Price & Weight of Standard Equipment	2.965 kg	74.840 GBP
Total Price & Weight of Selected Optional Equipment	32 kg	5.998 GBP
Total Price & Weight of Your Configuration	2.997 kg	80.838 GBP incl. 20% sales tax.

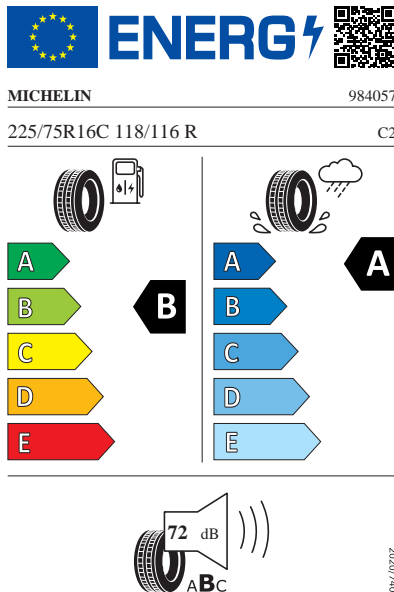


YOUR CONFIGURATION (WTD78V3)

CaraCompact MB 640 MEG (2024) EDITION [PEPPER]

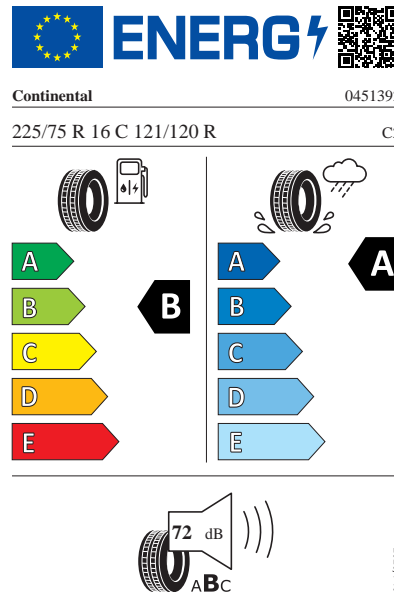
Appendix "EU Tyre Labels":

243662 - 16" tyres

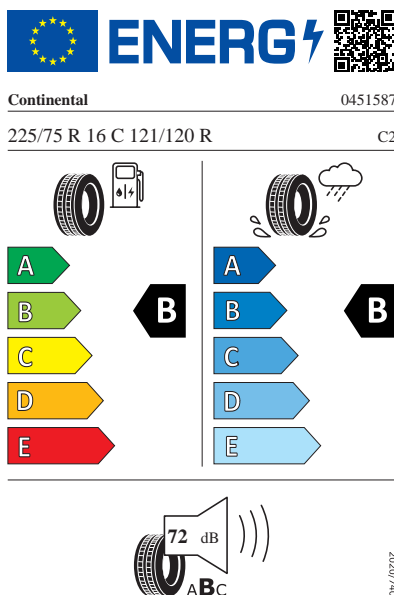


EU information sheet (EU-Server) >>
243662 - 16" tyres

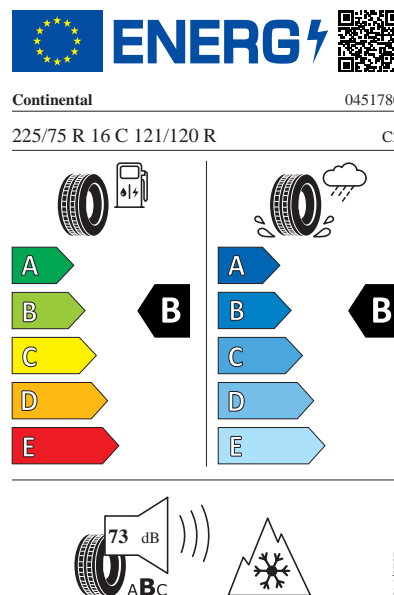
243662 - 16" tyres



EU information sheet (EU-Server) >>
243665 - All-season tyres Camper



EU information sheet (EU-Server) >>



EU information sheet (EU-Server) >>

For logistical and production-related reasons, it is not possible to order a specific brand of tyre.

Further Information:
<https://weinsberg.com/en-uk>



YOUR CONFIGURATION (WTD78V3) CaraCompact MB 640 MEG (2024) EDITION [PEPPER]

Changes and errors excepted.

Important technical and legal information regarding vehicle configuration and weight-related data

In road traffic, each vehicle is only approved for a certain maximum weight. This maximum weight must not be exceeded during operation. Therefore, particular attention must be paid to the technical and legal requirements for the weight of your vehicle when configuring and selecting optional equipment ('packages', 'features' and 'options') from our factory-fitted range when configuring your vehicle.

The EU Commission's Implementing Regulation (EU) 2021/535 dated 31 March 2021 (up to and including 06/2022; EU Commission Regulation (EU) No. 1230/2012 dated 12 December 2012) sets out the legal requirements for the weight of your vehicle. In order to provide information that is as transparent and comprehensive as possible about the weight-related data specified in the configurator, the following explanations and information provided by Knaus Tabbert AG are based on the requirements of this Regulation. Please read the following explanations and information regarding weight-related data carefully before configuring and ordering your vehicle. Our retail partners will also be happy to help you select and configure your vehicle.

1. The technically permissible maximum mass of the vehicle

The 'technically permissible maximum mass' of the vehicle is shown in Part I of the registration certificate (under point F.1.) and refers to the maximum mass that your vehicle may weigh when loaded (e.g. 3,500 kg) as specified by the manufacturer. This may not be exceeded during any journey. Exceeding the technically permissible maximum mass during operation is punishable by fines in many European countries. In Germany, exceeding the technically permissible maximum mass during operation can constitute an administrative offence punishable by a fine. We therefore recommend that you weigh your vehicle prior to every journey and check that it complies with the technically permissible maximum mass. Compliance with the technically permissible maximum mass is your responsibility.

The technically permissible maximum mass for each layout is shown in the technical data.

2. The mass of the vehicle in running order

The 'mass in running order' refers to the mass of the vehicle including the body and standard factory equipment (or 'basic equipment') including the standard fuel tank filled to 90% of its capacity, as well as operating fluids such as lubricants, oils and coolants, tools and puncture repair kit, plus the driver mass, which is calculated as a fixed weight of 75 kg by law.

For each layout, the mass in running order is shown in the technical data.

The following items are included in the mass in running order:

- the unladen weight of the vehicle, including the body and operating fluids such as lubricants, oils and coolants, tools and puncture repair kit;
- the standard factory equipment, i.e. the basic configuration of a vehicle equipped with all the features required by law, including any fitted equipment that does not require further specifications at a configuration or equipment level;
- 100% filled fresh water tank; in running order (the capacity of the fresh water tank is limited to 10, 20 or 40 litres in running order depending on the vehicle model) and a 100% filled aluminium gas cylinder weighing 16 kg;
- the 90% filled standard fuel tank including fuel;
- the driver, whose weight is calculated as a fixed 75 kg.

Please note that the mass in running order specified in the technical data is a calculated nominal value that is subject to production-related tolerances of up to $\pm 5\%$. These legally permissible tolerances can have a direct impact on the actual mass of your vehicle and therefore also the load capacity or remaining pay-mass. So you should always take these tolerances into account when configuring your vehicle.

7. The maximum optional equipment mass

To ensure compliance with the legally prescribed minimum pay-mass, the 'maximum optional equipment mass' is specified by the manufacturer for each layout. This is the mass available for selecting optional factory-fitted equipment ('packages', 'features' and 'options') while complying with the minimum pay-mass required by law.

Knaus Tabbert AG calculates the maximum optional equipment mass by subtracting the mass in running order, the passenger mass and the minimum pay-mass from the technically permissible maximum mass.

However, the mass in running order is a calculated nominal value that may be subject to production-related tolerances of up to $\pm 5\%$ (see point 2.). The occurrence of these production-related tolerances could result in the minimum pay-mass not actually being observed if the calculated optional equipment mass is used.

To prevent such a reduction in the minimum pay-mass, Knaus Tabbert AG therefore takes account of the permissible weight deviations that experience has shown may occur for each layout when determining the maximum optional equipment mass.

In addition, equipment features of national variants/special models that are not part of the standard equipment are also taken into account when calculating the maximum optional equipment mass.

If due to the selection of optional equipment, the maximum optional equipment mass is exceeded, you can generally (depending on the layout) select an increase in vehicle load capacity, reduce the permitted number of seats when driving and/or deselect optional equipment in the configurator in order to continue with the configuration. If you fail to do this, the configuration and therefore the order process for your vehicle cannot be continued.

8. Legally permissible tolerances in the calculation of weight data

The mass in running order figures given in the technical data are calculated nominal values that are subject to production-related tolerances of up to $\pm 5\%$. These production-related tolerances of up to $\pm 5\%$ are legally permissible and result from the use of natural materials such as wood, as well as the manufacturing processes used by some suppliers. Despite optimised production processes, weight fluctuations resulting from the materials used cannot be ruled out. As these legally permissible tolerances have a direct impact on the actual mass of your vehicle and therefore also the possible vehicle load capacity or remaining pay-mass, you should always take these into account when configuring your vehicle.

Example:

Mass in running order according to technical data:	2,968 kg
Legally permissible tolerance of $\pm 5\%$:	148 kg
Legally permissible range of mass in running order	2,820 to 3,116 kg

Based on the above example, if you order the vehicle with optional equipment with a total weight of 150 kg, the nominal value of the mass in running order shown in the technical data results in a pay-mass of 180 kg. However, the actual load capacity may deviate from this value because of the legally permissible tolerances. If the mass in running order of your vehicle is about 1% higher than the nominal value stated in the technical data, the load capacity is reduced from 180 kg to 151 kg:

Example:

3,500 kg	Technically permissible maximum mass
- 2,998 kg	Actual weight of the vehicle in running order (+ 1% compared to the mass in running order of 2,968 kg stated in the technical data)
- 3x75 kg	Passenger mass
- 150 kg	Optional equipment ordered for the specifically configured vehicle

3. The actual vehicle mass

The 'actual vehicle mass' refers to the mass of the vehicle in running order plus the mass of any optional factory-fitted equipment on a particular vehicle.

4. The mass of the driver and the mass of the passengers

The 'driver mass' is calculated as a fixed weight of 75 kg, regardless of the driver's actual weight. Since the driver mass is already included in the mass in running order, it is not included in the authorised passenger mass.

The 'passenger mass' is based on the permissible number of occupants in running order, as determined by the manufacturer during the type-approval process minus the driver mass, which is calculated as a fixed weight of 75 kg.

For each layout, the permissible number of occupants in running order is shown in the technical data.

The passenger mass is also calculated as a fixed weight of 75 kg per passenger, regardless of their actual weight. For a vehicle with a permissible number of occupants in running order of four, the passenger mass is therefore 225 kg (3x75 kg).

5. Standard equipment and optional equipment

The 'standard equipment' (or 'basic equipment') refers to the basic configuration of a vehicle equipped with all the features required by law, including any fitted equipment that does not require further specifications at a configuration or equipment level.

Details of the standard equipment (or 'basic equipment') are provided for the layout you have selected as part of the configuration.

The 'optional equipment' ('packages', 'features', and 'options') refers to all equipment not included in the standard equipment that is factory fitted to the vehicle by the manufacturer and which can be ordered by the customer. Optional equipment in this sense does not include any other accessories that are fitted to the vehicle by you or your retail partner after the manufacturer has delivered the vehicle.

Details of the (equipment) packages, features, and options that can be ordered from the factory are provided for the layout you have selected as part of the configuration.

Please note that the installation of optional equipment always results in a reduction in pay-mass (see point 6.). The maximum optional equipment mass that can be selected for each layout can be found in the information on the respective layouts (see point 7.).

6. The pay-mass and the minimum pay-mass

The 'pay-mass' is calculated by subtracting the mass in running order, the passenger mass and the manufacturer's maximum optional equipment mass from the technically permissible maximum mass.

European legislation stipulates a fixed 'minimum pay-mass' for motorhomes that must be adhered to for luggage and other accessories not installed by the manufacturer. This must not be reduced when configuring your vehicle and is calculated using the following formula:

$$\text{Minimum pay-mass in kg} \geq 10 * (n + L)$$

Where 'n' = maximum number of passengers plus the driver and 'L' = the overall length of the vehicle in metres.

$$= 127 \text{ kg} \quad \text{Remaining load capacity (NB: the remaining load capacity must be greater than the minimum pay-mass, see point 6.)}$$

We therefore recommend that you weigh your loaded vehicle prior to every journey and check that you comply with the technically permissible maximum mass. As the driver of the vehicle, you are responsible for checking this.